



### District Report Card: 2017


<b>State:</b> West Bengal	<b>District:</b> Dakshin Dinajpur
<b>Class:</b> 8	<b>Subject:</b> Science
<b>Schools:</b> 51	<b>Students:</b> 1011


### Participation/Coverage


#### Students

<div>GENDER</div> <div></div>	Boys				Girls			
	Number		%		Number		%	
	467		46.19		544		53.81	

<div>AREA</div> <div></div>	Rural				Urban			
	Number		%		Number		%	
	904		89.42		107		10.58	

<div>CATEGORY</div> <div></div>	SC		ST		OBC		GEN	
	Number	%	Number	%	Number	%	Number	%
	401	39.66	154	15.23	152	15.03	304	30.07

<div>CWSN</div> <div></div>	LD	VI	HI	S&LD	ID	Oth
	0	1	2	2	0	2

<div>Management</div> <div></div>	Government			Government-aided		
	Number		%	Number		%
	467		46.19	544		53.81

### Average Performance of Students in Science (%)

Overall	Gender		Area		Management		Social Group			
	Male	Female	Rural	Urban	Govt.	Aided	SC	ST	OBC	GEN
<b>37.01</b>	<b>36.67</b>	<b>37.30</b>	<b>36.33</b>	<b>42.74</b>	<b>39.00</b>	<b>35.31</b>	<b>32.24</b>	<b>33.07</b>	<b>37.54</b>	<b>45.04</b>

## Performance on Learning Outcomes (LOs)

Learning Outcomes	Description	Average Performance(%)
SCI703	Classifies materials and organisms based on properties/characteristics	34.96
SCI704	Conducts simple investigation to seek answers to queries	21.60
SCI705	Relates processes and phenomenon with causes	41.22
SCI708	Measures and calculates e.g., temperature; pulse rate; speed of moving objects; time period of a simple pendulum, etc.	44.11
SCI710	Plots and interprets graphs	33.46
SCI711	Constructs models using materials from surroundings and explains their working	28.74
SCI801	Differentiates materials, organism and processes	48.64
SCI804	Relates processes and phenomenon with causes	34.84
SCI805	Explains processes and phenomenon	28.20
SCI807	Measures angles of incidence and reflection, etc.	32.05
SCI811	Applies learning of scientific concepts in day-to-day life	35.48
SCI813	Makes efforts to protect environment	55.49

Range of Performance of Students who Answered Correctly							
Below 30%		30% - 50%		50% - 75%		Above 75%	
Number	%	Number	%	Number	%	Number	%
411	40.65	344	34.03	211	20.87	45	4.45

### Lowest Performing Learning Outcomes (LOs)

- 1 - Conducts simple investigation to seek answers to queries (21.60)
- 2 - Explains processes and phenomenon (28.20)
- 3 - Constructs models using materials from surroundings and explains their working (28.74)
- 4 - Measures angles of incidence and reflection, etc. (32.05)
- 5 - Plots and interprets graphs (33.46)